

---

# VTE®

## SERIES 51

### 2 Piece Full Port Brass Ball Valves



Flow-Tek's Series 51 brass ball valves are the ideal utility valve for low pressure commercial applications. The two-piece body construction offers simple quarter turn operation, low operating torque and bottom entry blowout proof stems. The balls are hard chromium plated brass for added

durability and longevity. The Series 51's full port design minimizes pressure drops while maximizing flow.

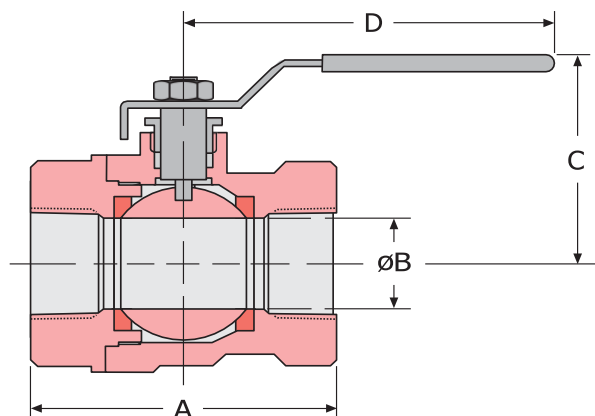
The threaded end connections are manufactured with deeper grooves to ensure a positive connection. Easily adjustable stem packing seals prevent

media leakage through the stem. Other features include vinyl insulated handles. This is an excellent valve for use in general service on water, steam, oil or compressed gases.

All Series 51 ball valves are CSA and UL listed.

Size	Pressure Rating	Steam Rating	Temperature Range	End Connections	Body Material
1/4" to 2" 8mm to 50mm	600 psi WOG 41.4 bar	150 psi WSP 10.3 bar	-50°F to +400°F -46°C to +204°C	Threaded - NPT	Brass
2-1/2" to 4" 65mm to 100mm	400 psi WOG 27.6 bar	150 psi WSP 10.3 bar			





Dimensions (inches)

Size in	A	øB Port	C	D	Cv	Torque lb-in	Weight lb
1/4	1.75	0.40	1.28	3.54	7.5	20	0.3
3/8	1.75	0.40	1.28	3.54	7.5	25	0.3
1/2	2.04	0.59	1.92	3.54	16	50	0.5
3/4	2.36	0.75	2.09	3.78	43	70	0.7
1	2.75	0.95	2.56	4.53	58	90	1.1
1-1/4	3.30	1.26	2.95	4.53	105	125	1.6
1-1/2	3.66	1.57	3.35	5.51	160	180	2.4
2	4.18	1.97	3.68	5.51	325	290	3.4
2-1/2	5.38	2.52	4.76	8.66	475	420	7.6
3	6.04	2.95	5.08	8.66	780	710	9.4
4	7.39	3.90	5.87	9.61	1350	930	16.9

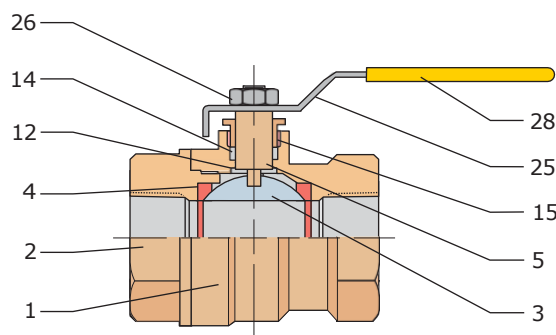
Dimensions (mm)

Size mm	A	øB Port	C	D	Cv	Torque N m	Weight Kg
6	44	10	32	89	7.5	20	.14
10	44	10	32	89	7.5	25	.14
15	51	14.8	48.2	89	16	50	.23
20	59.2	18.8	52.4	95	43	70	.32
25	69	23.8	64.2	114	58	90	.51
32	82.8	31.4	74	114	105	125	.74
40	91.9	39.4	84.1	138	160	180	1.1
50	105	49.4	92.4	138	325	290	1.6
65	135	63.2	119.5	217.4	475	420	3.5
80	151.6	74	127.5	217.4	780	710	4.3
100	185.5	97.9	147.3	241	1350	930	7.8

## SPECIFICATIONS

Threaded end connections meet ASME B1.20.1 NPT.

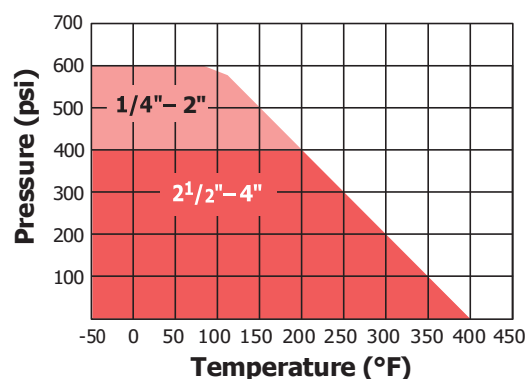
- > 1/4" - 2" valves rated to 600psi non-shock cold water, oil, gas (WOG)
- > 1/4" - 4" valves rated to 150psi saturated steam (WSP)
- > 2-1/2" - 4" valves rated to 400psi WOG
- > All valves are CSA & UL listed



COMPONENTS & MATERIALS

Item	Name	Material	Qty.
1	Body	Brass	1
2	End Connection	Brass	1
3	Ball	Brass (Chrome Plated)	1
4	Seat	PTFE	1
5	Stem	Brass	1
12	Thrust Washer	RPTFE	1
14	Stem Packing	PTFE	1
15	Packing Nut	Brass	1
25	Handle	Zinc Plated Steel	1
26	Handle Nut	Zinc Plated Steel	1
28	Handle Sleeve	Vinyl	1

## PRESSURE/TEMPERATURE



## TESTING

All valves are tested in accordance with MSS-SP72 at 100psi air under water in open and closed positions.

## VAL TECHNOLOGY & ENGINEERING SDN. BHD.

No. 1, Lorong Teras Jaya 3, Taman Perindustrian Teras Jaya,  
13400 Butterworth, Penang, Malaysia.

Tel: +604-333 4119 (Hunting) Fax: +604-333 4120

Email: [sales@valtech.com.my](mailto:sales@valtech.com.my)

URL: [www.valtech.com.my](http://www.valtech.com.my)